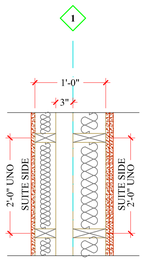

PLAN - DEMISING WALL & SUITE TO SUITE
5/8" TYPE "X" G.W.B.
2"x4" WD STUDS
3 1/2" ABSORPTIVE MATERIAL
2 3/4" SPACE
2"x6" WD STUDS
5 1/2" ABSORPTIVE MATERIAL
5/8" TYPE "X" G.W.B.
5/8" TYPE "X" G.W.B.

TYP. NOTE:
1. INSTALL ELECT. BOXES, RECEPTACLES, ETC. IN SEPARATE STUD SPACES - TYP. (NOT IN BACK TO BACK SPACES).
2. 2 CONTINUOUS BEADS OF SEALANT (TYP. TOP & BOTTOM PLATES)

W14a
STC - 61

PLAN DIMENSIONS TO CENTER OF STUD PLATE.

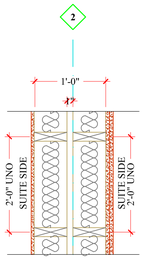

PLAN - DEMISING WALL & SUITE TO SUITE
5/8" TYPE "X" G.W.B.
2"x6" WD STUDS
5 1/2" ABSORPTIVE MATERIAL
1" SPACE
2"x6" WD STUDS
5 1/2" ABSORPTIVE MATERIAL
5/8" TYPE "X" G.W.B.
5/8" TYPE "X" G.W.B.

TYP. NOTE:
1. INSTALL ELECT. BOXES, RECEPTACLES, ETC. IN SEPARATE STUD SPACES - TYP. (NOT IN BACK TO BACK SPACES).
2. 2 CONTINUOUS BEADS OF SEALANT (TYP. TOP & BOTTOM PLATES)

W14a
STC - 61

PLAN DIMENSIONS TO CENTER OF STUD PLATE.

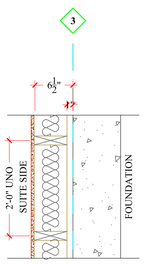

PLAN - DEMISING WALL & SUITE TO SUITE
5/8" TYPE "X" G.W.B.
2"x6" WD STUDS
5 1/2" ABSORPTIVE MATERIAL
1" SPACE
8" CONCRETE WALL

TYP. NOTE:
1. INSTALL ELECT. BOXES, RECEPTACLES, ETC. IN SEPARATE STUD SPACES - TYP. (NOT IN BACK TO BACK SPACES).
2. 2 CONTINUOUS BEADS OF SEALANT (TYP. TOP & BOTTOM PLATES)

PLAN DIMENSIONS TO CENTER OF STUD PLATE.

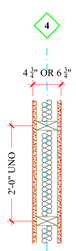

PLAN - RATED PARTITION (ALL INTERIOR WALLS)
5/8" TYPE "X" G.W.B.
2"x4" OR 2"x6" WD STUDS (SPACING AS PER STRUCTURAL)
INSULATION AS REQUIRED
6 MIL V.B. AS REQUIRED
5/8" TYPE "X" G.W.B.

NOTE:
MAINTAIN F.R.R. AT ALL PENETRATIONS IN ACCORDANCE WITH ARTICLE 9.10.9.6. OF THE NBC.

PLAN DIMENSIONS TO CENTER OF STUD PLATE.

LEGEND:
SD - SMOKE DETECTOR
CS - CARBON MONOXIDE / SMOKE
** ALL UNITS ARE INTERCONNECTED WITH 120V SUPPLY & BATTERY BACKUP.

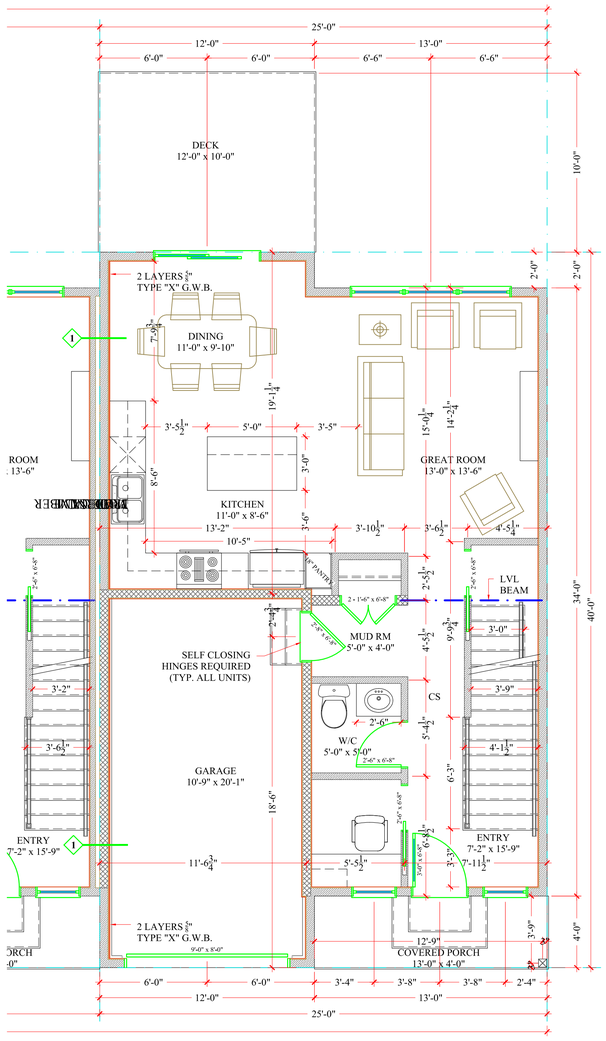

1 A-7 GROUND FLOOR PLAN - UNIT 107
SCALE: 1/4"=1'-0"
GROUND FLOOR AREA = 685 ft² + GARAGE

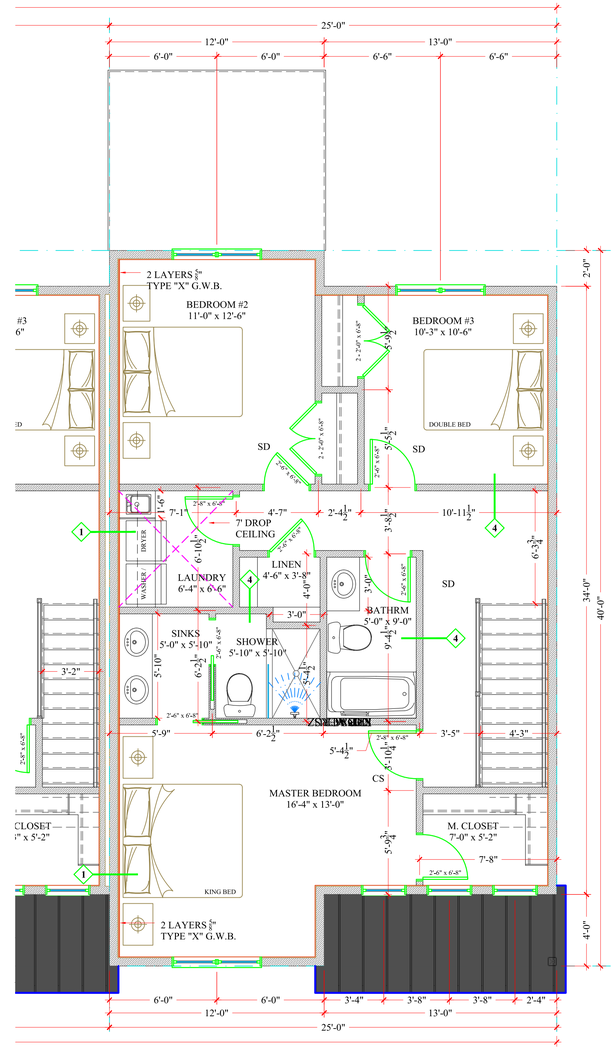

2 A-7 SECOND FLOOR PLAN - UNIT 107
SCALE: 1/4"=1'-0"
SECOND FLOOR AREA = 922 ft²

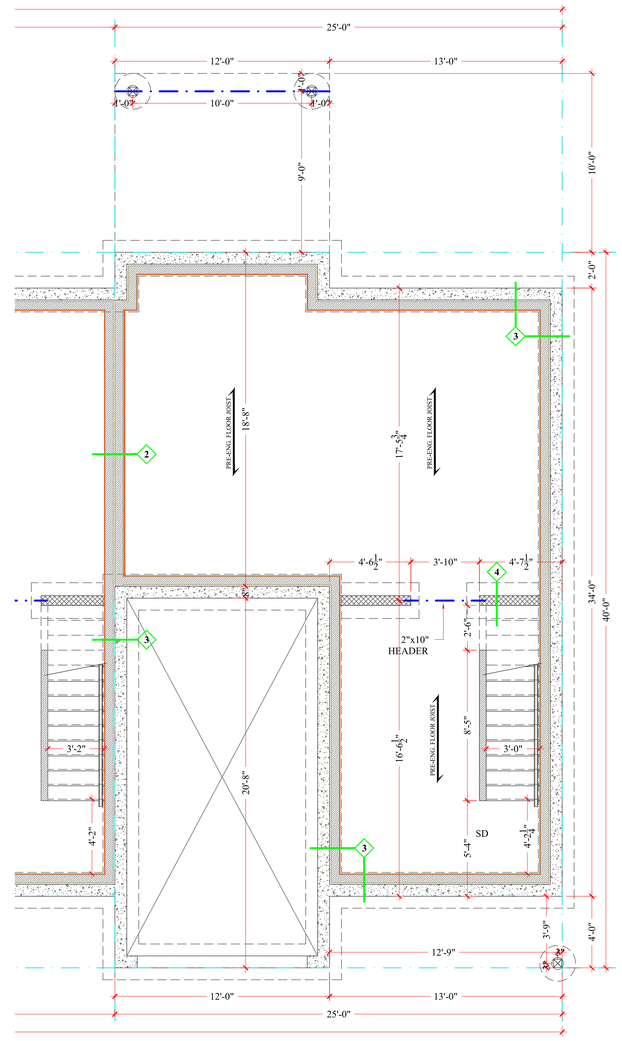

3 A-7 BASEMENT / FOUNDATION PLAN - UNIT 107
SCALE: 1/4"=1'-0"

0	PRELIMINARY		
XXXX	XXXXXXXXXXX	XX	XXXX

LOCKHART'S DESIGN & CONSULTING INC.
Specializing in Residential & Commercial Designs
www.lockhartsdesign.ca
PHONE - (506) 333-2202 EMAIL - kkc@lockhartsdesign.ca

XXXXXXX
XXXXXXXXXXXXXXXXXX
XXXXXXXXXXXXXXXXXXXXXX
****

XXXXXX
XXXXXXXXXX

BRILLIANT HOMES

DISCLAIMER: All floorplans, renderings, dimensions, and elevations shown are artist's concepts and are subject to change without notice. Finishes, features, and specifications may vary by unit and are subject to availability and change. MR Investments and Brilliant Homes reserve the right to make modifications to floorplans, layouts, square footage, and elevations as deemed necessary and without prior notification. Stated measurements are approximate and may differ from actual construction. Square footage is calculated based on industry standards and is intended for marketing purposes only. It should not be relied upon as a representation of the exact usable space.

Copyright (c) 2025 by Lockhart's Design & Consulting Inc. - All Rights Reserved.
This drawing may not be copied or reproduced in whole or in part without the written consent of Lockhart's Design & Consulting Inc.